

TEL. 9554725, 55110031

PABX-575,

Mail: fxdeal@janatabank-bd.com

Exchange Rate Circular - 126



JANATA BANK LIMITED

TREASURY DEPT.(FRONT OFFICE)

HEAD OFFICE, DHAKA

INDICATIVE ONLY: Rates may vary in the

For Previous Rate Sheet Click

<https://goo.gl/URA0t4>

DATE : 13 Jul 2021

Tuesday

EFFECTIVE DATE: 13 Jul 2021

same day

A) CROSS RATE OF SYD, TOK, HKG & S.E ASIAN MARKETS AS ON 13/07/2021

	GBP/USD	EUR/USD	USD/JPY	USD/C.DLR	USD/S.FRA	AUD/USD
SELLING	1.3900	1.1873	110.3900	1.2359	0.9143	0.7549
BUYING	1.3899	1.1872	110.4000	1.2359	0.9147	0.7549

B) JANATA BANK LTD'S CASH

CURRENCY & T.C TO PUBLIC TK PER UNIT OF FOREIGN CURRENCY

SELLING	CURRENCY	BUYING	SELLING	CURRENCY	BUYING
86.9000	US Dollar	84.5000	23.5000	Saudi Riyal	20.7000
117.6000	G. B. Pound	111.6000	24.0000	UAE. Dirham	21.5000
104.0000	Euro	100.0000	20.8000	MAL.Ringit	18.0000
64.6288	Aus. Dollar	55.1788	1.2400	Indian Rupee	1.1500

BE SAME AS SELLING T.T.& O.D AND BUYING O.D. TRANSFER

C) SELLING		NAME OF CURRENCY	BUYING			
T.T.& O.D.	B.C.		T.T.CLEAN	T.T.DOC	O.D.SIGHT EXP.BILLS	O.D. TRANSFER
84.9500	84.9500	US Dollar	84.2000	84.1500	84.1000	83.9000
120.1616	120.3033	G. B. POUND	116.5579	116.3828	116.1392	115.6757
102.9091	103.1448	EURO	99.0271	98.3702	98.2267	98.0333
0.7928	0.7990	JP.YEN	0.7658	0.7589	0.7577	0.7074
70.7413	70.9196	CAN.DLR	69.3171	69.2388	69.0288	68.3731
94.3522	94.5145	SWISS.FRANC	92.8643	92.6659	92.5656	92.0276
223.0000	222.7810	OMANIAN RIYAL	219.1501	211.9164	211.2743	203.0454
11.2500	11.4230	H.K.DLR	10.9134	10.9018	10.8700	10.8382
63.8022	66.5148	SING.DLR	62.7759		61.5261	57.8010
2.6300	2.6345	THI.BAHT	2.5968		2.5865	2.5789
20.4772	20.4966	MAL.RINGIT	20.2339		20.1534	20.0944
23.3010	23.3092	UAE.DIRHAM			22.9816	22.9975
22.8171	22.8751	SAUDI RIYAL			22.5073	22.4400
20.5000	21.8466	QATAR RIYAL				19.0000
280.3505	287.7057	KUWAIT DINAR				251.0000
224.7528	224.0943	BAHRAIN DINAR				216.0355
13.5934	14.1937	CHINESE YUAN				12.5000

D) USANCE RATE:	30 DAYS	60 DAYS	90 DAYS	120 DAYS	150 DAYS	180 DAYS
US Dollar	83.5988	83.1077	82.6165	82.1253	81.6342	81.1430
G. B. POUND	115.4593	114.7794	113.8080	113.4195	112.7396	112.0597
EURO	97.6490	97.0714	96.2462	95.9161	95.3384	94.7608

E) FORWARD RATE:		1 MONTH	2 MONTHS	3 MONTHS	6 MONTHS	1 YEAR
SELLING	US Dollar	85.5270	85.8040	86.1309	87.3119	0.0000
BUYING	US Dollar	84.6053	85.0604	85.3158	86.5315	0.0000


F) NFCD INTT RATE, EFFECT ON: 01.07.2021 To 15.07.2021	1 MONTH	3 MONTHS	6 MONTHS	12 MONTHS
US Dollar	0.10262	0.13754	0.16259	0.24389
G. B. POUND	0.05561	0.07855	0.10474	0.17295
EURO	0.00000	0.00000	0.00000	0.00000


G) LIBOR AS ON 12/07/2021 , 60 DAYS 0.11550 90 DAYS 0.13288 180 DAYS 0.15438


H) INDICATIVE RATE OF 01 SDR ,USD WITH NTL, CUR OF ACU MEMBERS AS IMF RATE 09/07/2021	IN.RS	N.RS	SL.RS	PK.RS	BD TK	USD
USD 1	74.6446	111.1706	176.8582	135.9313	84.5800	
SDR 1	106.3421	158.3787	251.9603	193.6540	120.4965	1.4246


IN CASE OF AUS. DOLLAR CASH RATE WILL BE USED FOR T.T ALSO

Rates mentioned in row C, D, E and F are applicable only for bank's own customers.


Md. Nur Islam
PO
Prepared By


Syeda Hasinatul Jannat
SPO
Checked By


Shipra Biswas
AGM
Authorized Signature


Md. Yakut Mia
DGM
Authorized Signature